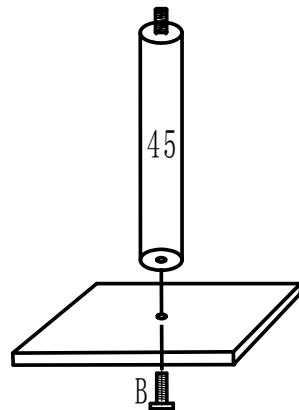
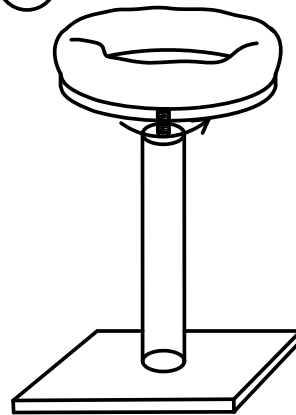



Cat Tree Assembly Drawing

①



②



1 ×  $\phi 7 \times 45\text{cm}$

1 ×  $40 \times 40\text{cm}$

1 ×  $\phi 35\text{cm}$

1 ×  $8 \times 60\text{mm}$

1 ×  $\phi 8 \times 40\text{mm}$